



UPGRADE THE FIELD YOUR YIELD



Stay a Cut Above the Rest
WITH THE SOIL-MAX FULL FLEET

STEALTH ZD[®] MODEL: ZD1200 PLOUGH


Available in CAT II or CAT 3N Hitch.

ZD1200 STEALTH ZD[®] PLOUGH ADVANTAGES

- Constructed of T1 steel to be lighter and stronger
- Replaceable shears allow plough to be as wide as needed
- Works best on a 4-ton or heavier tractor
- Tiles up to 1.2 metres deep
- Lays 5 cm - 10 cm pipe with easy change boots
- Poly sides shed dirt and is pulled easier with the narrow width design
- Proportional valves make it Intellislope™ ready



The ZD1200 and ZD1600 Soil-Max[®] Stealth ZD[®] Ploughs are much different than other tractor-based drainage ploughs. The models offer the flexibility to be pulled by a large utility class tractor, making this the easiest pulling plough ever.



WHY TILE? CROP STAND.

A well-managed drainage system is conducive to better germination and crop stand. Fields without a drainage system typically have fewer plants than stand counts from fields with tile, and are more likely to show spacing or emergence issues.

STEALTH ZD[®] MODEL: ZD1600 PLOUGH

Available in CAT III or CAT IV Narrow Hitch.

ZD1600 STEALTH ZD[®] PLOUGH ADVANTAGES

- Constructed of T1 steel for twice the tensile strength with half the weight
- Replaceable shears allow plough to be as wide as needed
- Works best on a 10-ton or heavier tractor
- Tiles up to 1.6 metres deep
- Lays 5 cm - 19 cm pipe with easy change boots
- Thinner profile shank for easier pulling through soil
- Proportional valves make it Intellislope™ ready



The ZD1600 Soil-Max[®] Stealth ZD[®] Plough provides an even greater advantage with a narrowing boot, making this a plough suited for any operation. The ZD1600 is available with the option to add on a PWM controlled tile feeder.



WHY TILE? STRESS.

Tile drainage minimizes high water table stress for growing crops. Growers can't control the weather. Tile can offer peace-of-mind when it rains.

STEALTH ZD[®] MODEL: PULL-TYPE PLOUGH

Drop the Pin, Hook up a Single Set of Hydraulics & One Implement Cable & Go.



INNOVATIVE BALANCING SYSTEM MAKES IT EASY

The best way to control tile grade is with the pitch of the shanks. The Soil-Max[®] hydraulic control system allows you to control the amount of down-pressure you want on your tires (usually around 300 PSI). Go through dips and humps with the wheels free floating while still maintaining the plough's vertical balance.

NO 3-POINT HITCH, NO PROBLEM!

If you have a large tractor without a 3-point hitch, the Pull-Type Stealth ZD[®] plough will give you a quality tile installation. Go only as wide as you need. The poly-sides and narrow design let you utilize the weight of your tractor more efficiently.

MORE DURABILITY, LESS WEIGHT

The Pull-Type Stealth ZD[®] plough is rugged, durable and surprisingly light. That's because it's built with T1 steel—a tremendously strong yet thin material. Soil-Max[®] ploughs offer superior durability and are easier to pull than ploughs made from thicker, heavier types of steel.




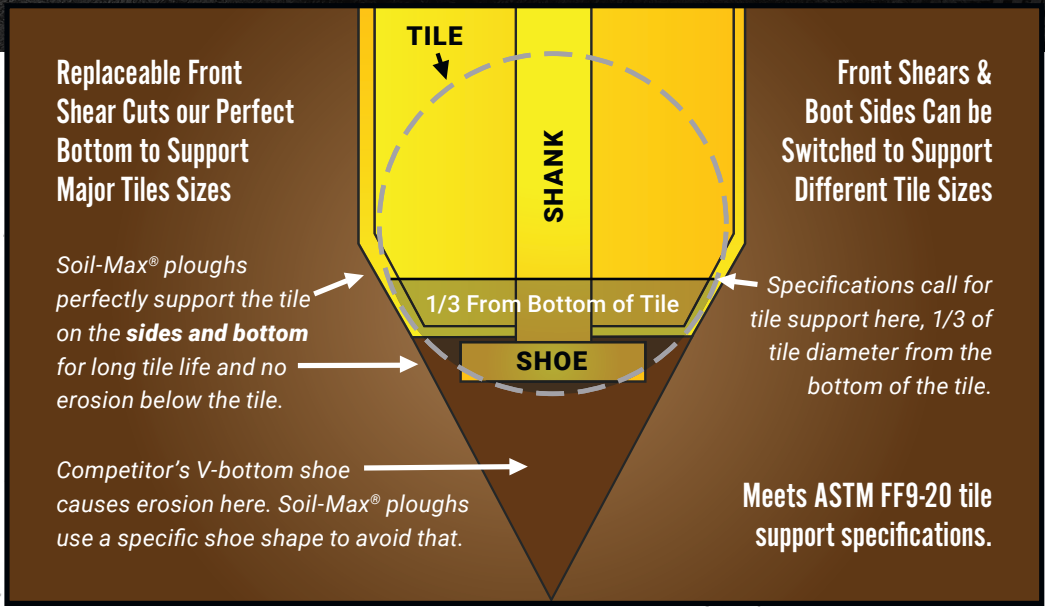
Typical Tile Plough Depths 10 Cm Boot (Normal Conditions)

Tractor Weight	Plough Depth (1st Pass)	Plough Depth (2nd Pass)
9,000 kg.	1 m - 1.2 m	1.2 m - 1.4 m
11,000 kg.	1.2 m - 1.4 m	1.4 m - 1.5 m
13,500 kg.	1.4 m - 1.7 m	1.7 m - 1.8 m
16,500 kg.	1.7 m - 1.8 m	1.8 m - 2 m
18,000 kg.	2 m - 2.1 m	2.1 m

PULL-TYPE STEALTH ZD[®] ADVANTAGES

- Nitro rod cylinders last 3x longer than chrome
- Replaceable shears allow plough to be as wide as needed
- Works best on a 10-ton or heavier tractor
- Lays tile up to 2.1 metres deep
- Lay 7.5 cm - 25 cm pipe with easy change boots
- Poly sides shed dirt and is pulled easier with the narrow width design
- Proportional valves make it Intellislope™ ready

TILE PLOUGH FEATURES



POWER FEEDER

Ensure tile quality with the addition of a tile feeder. The tile feeder pushes tile into the boot J using a fully adjustable hydraulic motor, reducing stretch in your tile.



NARROW & POLY-SLICK

Soil-Max® polycoats the plough sides for minimal drag coefficient. Soil-Max® plough owners report the plough pulls 20% easier than ploughs with no poly.



ONLY AS WIDE AS NEEDED

Interchangeable shears and boots control the width of the plough. Whether you lay 10, 15, 20 or 25 cm tile, the Soil-Max® ploughs will just be slightly wider.



MINIMIZE FRICTION

Soil-Max® ploughs run the tile through a square chute with a poly insert to minimize friction and stretching problems.



WALKING TANDEM

Increase stability and increase working width over installation hole for loose soil types.



QUICK-CHANGE BOOT

Switching boots can be done in minutes by modifying the boot sides on the locator pins and securing one bolt.

SOIL-MAX[®] ACCESORIES: **AGBOX & ON-BOARD TILE REEL**

Add the AgBox to most Soil-Max[®] Tile Ploughs.

AGBOX FEATURES

- Easily place aggregate around the pipe during installation
- Adjustable aggregate fill depth
- Pipe still follows the same zero deflection path into the soil



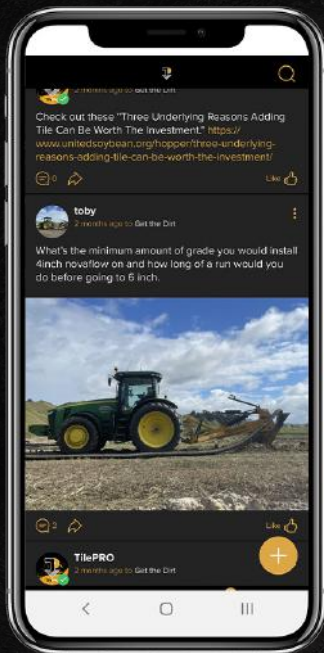
ON-BOARD TILE REEL FEATURES

- Ease installation by carrying pipe on the plough
- Can carry multiple 100-meter rolls of pipe
- Easily mounts to ZD1200 and ZD1600 ploughs with just a few bolts

Add an On-Board Reel to ZD1200s & ZD1600s.

JOIN THE NETWORK

Download Today to Connect with Farmers, Experts and Local Professionals.



BRAG ABOUT YOURSELF

Show off your drainage tiling skills to the rest of the TilePROs by posting pictures, stories and videos of what you're up to when it comes to tiling.



ACCESS THE EXPERTS

Ask questions to tiling experts from across the country on your specific field at that very moment and receive immediate responses at the push of a button.



SEE TILING NEWS

Receive cutting edge tiling technology updates that are exclusive to the members of TilePRO. Access live event footage, expert interviews and resources that can only be found here.



I still remember where I was the first time I saw a Soil-Max® Tile Plough. I went to a farm show with a friend of mine, and we saw this new tool that allowed a farmer to install drainage tile with a tractor. We asked a bunch of questions. The next day, I talked to my dad and told him what I had seen. We bought one of the first tile ploughs sold by Soil-Max® in 1997. Today – we still own a Soil-Max® tile plough, and I am the General Manager of Soil-Max®. True Story...

If you ask my dad about the plough, he'll tell you what you've heard from countless other farmers: he has never had a piece of equipment pay more dividends than a Soil-Max® Tile Plough. Never – that's a powerful word. But, in this case – it's very accurate.

Farming isn't like a lot of other professions. A lot of emotion is tied up in what we do every season. Long days, setbacks, high highs and low lows. But, the successful farmers that I have met over the years have one thing in common – they realize that above all the emotion and hard work – farming is a business. If you don't make good business decisions, all of the hard work will not matter.

There are a lot of things you can buy with your money. A Soil-Max® Tile Plough is similar to other things you can buy for the farm... One day it will get rusty and tired – might need replaced. But... the difference is this: by wearing out a Soil-Max® Tile Plough – you passed something on to the next generation that will pay off for years.

I invite you to look through this handout and go to our website. Put some of your actual numbers in our **Return on Investment Calculator**. Visit us at a show. Call one of our dealers. It's the best investment you can make on the ground that you farm. Period.

I'm not just the manager of Soil-Max®. I'm a farmer and tile plough owner. I believe in this product – enough to work for the company.

Joseph Irwin, Jr
General Manager Soil-Max®, Inc.

“

A Soil-Max® Tile Plough is like other equipment you can buy for your farm. One day it will get rusty and tired, and might need replaced. But the difference is this: by wearing out a Soil-Max® Tile Plough, you passed something on to the next generation that will pay off for years.

”

JOSEPH IRWIN, JR.
General Manager Soil-Max®, Inc.

